



> SERIES **RETRÖ**

■ Apartments and commercial spaces



The Retrö sliding door system, combined with your stylish door, creates a focal point and adds to the look of your home. This system is a complete kit, available in two sizes: 2 and 2.4 metres. It is also possible to extend the track with a track joint, so even a larger doorway can be covered with this design package. In addition, the two doors can move in parallel with the use of double tracks and double wall brackets. The package also includes Soft Close for added comfort and safety.

Specifications





Door weight (max.)	80 kg - 150 kg /door
Door thickness	35-45 mm



FITTINGS SETS

	CODE
 1 x sliding track 5 x wall bracket 2 x stop	Fittings set with track Retrö 2 m For one door (Door wigth max. 1000 mm) (Door thickness max. 45 mm) 11700
 2 x hanger 2 x soft close 1 x bottom guide	Fittings set with track Retrö 2,4 m For one door (Door wigth max. 1s00 mm) (Door thickness max. 45 mm) 11701

ACCESSORIES

 120 mm 37 mm 163 mm 25 mm	Handle LVM-150/Retrö, black Fixing on the door surface. (Material: Metal, powder-coated) 11720
 15.5 mm 13 mm 165 mm 115 mm 53 mm 131 mm	Flush handle UVM-150/Retrö, black Fixing in the door. (Material: Metal, powder-coated) 11721
 65 140.9 92 16 40 216 40	Double wall bracket SKL/2-150/Retrö, joint Allows parallel movement of two doors in the opening. Double wall brackets are needed as much as wall brackets. 11775
 10.43 10 4 80 33 20 40 60	Track joint LKU-150/Retrö Allows seamless connection and extension of sliding tracks. 11790