



SLIDING GLASS SYSTEMS

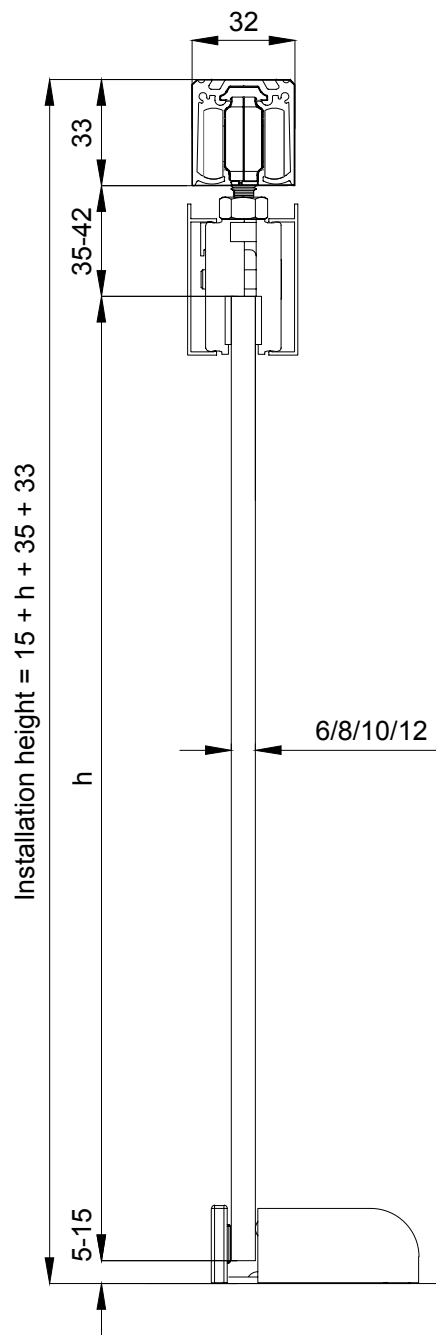
■ Apartments and commercial spaces

Helaform's glass door series are designed for a wide variety of glass door sizes for interior use. Helaform's tracks and components allow the designer to order the glass tailored to the individual needs of the doorway. No fixing holes are needed in the glass for doors up to 120 kg. Helaform's glass door components are suitable for public spaces such as **offices, hotels, shopping malls** and **airports** as well as **private housings**.






Datasheet


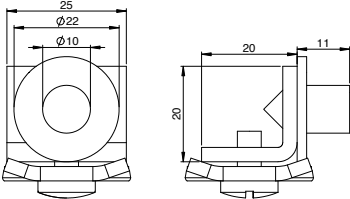

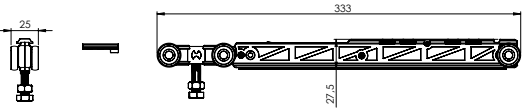

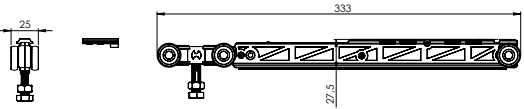

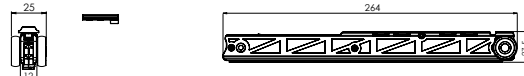

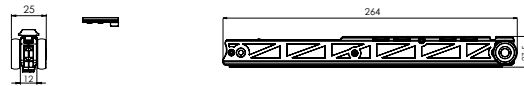

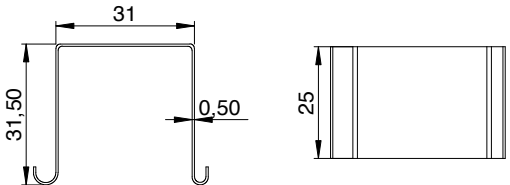

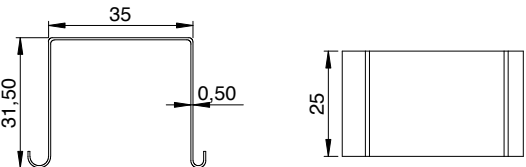

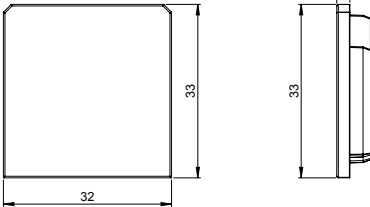
GLASS

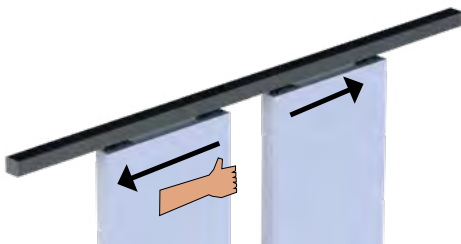



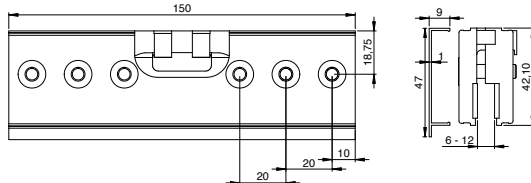

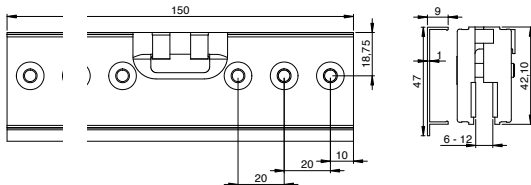

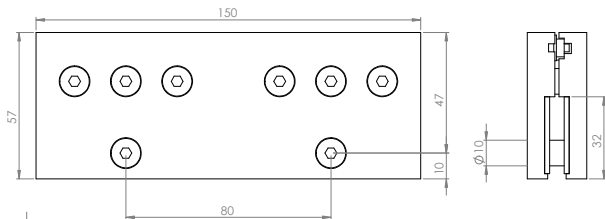

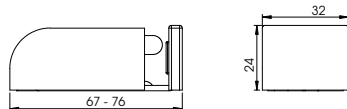


Specifications

Weight (max.capacity)	100 kg
Glass thickness	6-12 mm

-  Hangers with nylon or steel wheels. Lubricated for life ball bearings.
-  Aluminium or anodized aluminium track
-  Zinc plated (min. 8 µm) steel parts. Tested in salt water spray chamber (240 h).

ACCESSORIES			CODE
		Stop KP-75/100 Stops the hanger inside the track. For tracks K-75 and K-100.	20110
		Soft Close OH-75/Flow (75 kg) 75 kg weight capacity. Closes the door smooth and softly. For track K-75 Flow.	20113
		Soft Close OH-75/Flow (100 kg) 100 kg weight capacity. Closes the door smooth and softly. For track K-75 Flow.	20217
		Soft Close body OHR-75/Flow (75 kg) 75 kg weight capacity. Closes the door smooth and softly. Without hanger. For track K-75 Flow and hanger MP-75.	20215
		Soft Close body OHR-75/Flow (100 kg) 100 kg weight capacity. Closes the door smooth and softly. Without hanger. For track K-75 Flow and hanger MP-75.	20216
		End clip PK-75/steel Prevents lateral movement of the track. For track K-75.	20120
		End clip PK-75 Junior/100 Prevents lateral movement of the track. For tracks K-75 Junior and K-100.	20121
		End cap PLH-75/Flow Grey. Pair. For track K-75 Flow.	20285
		End cap PLM-75/Flow Black. Pair. For track K-75 Flow.	20285

ACCESSORIES		CODE	
	Syncro duo SD-75 For two doors. For simultaneous opening. For track K-75 and K-75 Flow.	20114	
	Syncro quattro SQ-75 For four doors. For simultaneous opening. For track K-75.	20115	
	Cover plate (straight) + end caps 2,1m. For track K-75 Flow	20250	
	Cover plate (straight) + end caps 2,4m. For track K-75 Flow	20251	
	Cover plate (straight) + end caps 3m. For track K-75 Flow	20252	
	Cover plate (curved) + end caps 2,1m. For track K-75 Flow	20150	
	Cover plate (curved) + end caps 2,4m. For track K-75 Flow	20151	
	Cover plate (curved) + end caps 3m. For track K-75 Flow	20152	
GLASS DOOR ACCESSORIES			
		Glass clamp LP-75/100/A Suitable for glass thicknesses of 6, 8, 10 and 12 mm. For hangers MP-75 and LOP-100. Incl. anodized cover plate, natural. Does not require drilling. (Capacity 120 kg / pair)	60104
		Glass clamp LP-75/100/R Suitable for glass thicknesses of 6, 8, 10 and 12 mm. For hangers MP-75 and LOP-100. Incl. anodized cover plate, light brown. Does not require drilling. (Capacity 120 kg / pair)	60105
		Glass clamp LP-150 With safety pins. Suitable for glass thicknesses of 10 and 12 mm. For hangers MPS-100, MP-150 and MPS-150. (Capacity 200 kg / pair) NOTE! Only suitable only for series 100 and 150.	60103
		Bottom guide LAO-75/100/150 For glass door. Floor fixing. Adjustable 6 - 25 mm.	60102