

SLIDING DOOR SYSTEMS



Apartments and
commercial spaces





75 JUNIOR

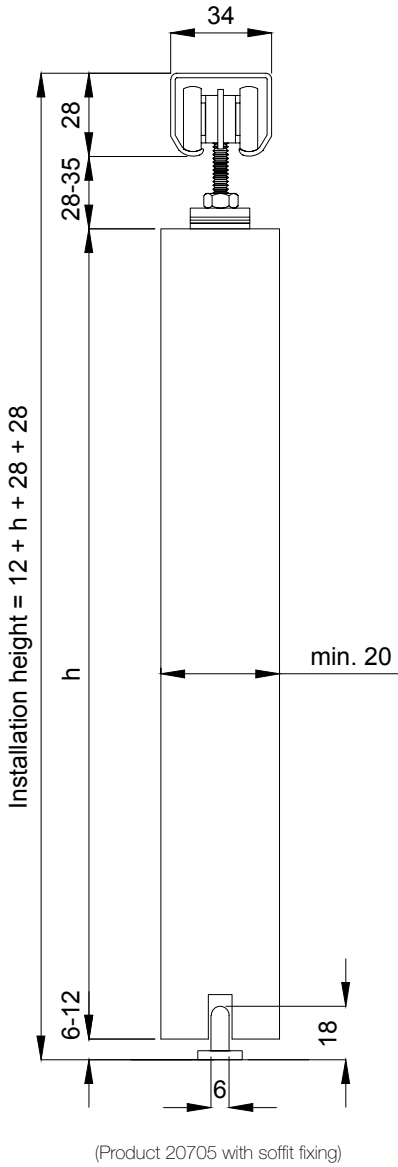
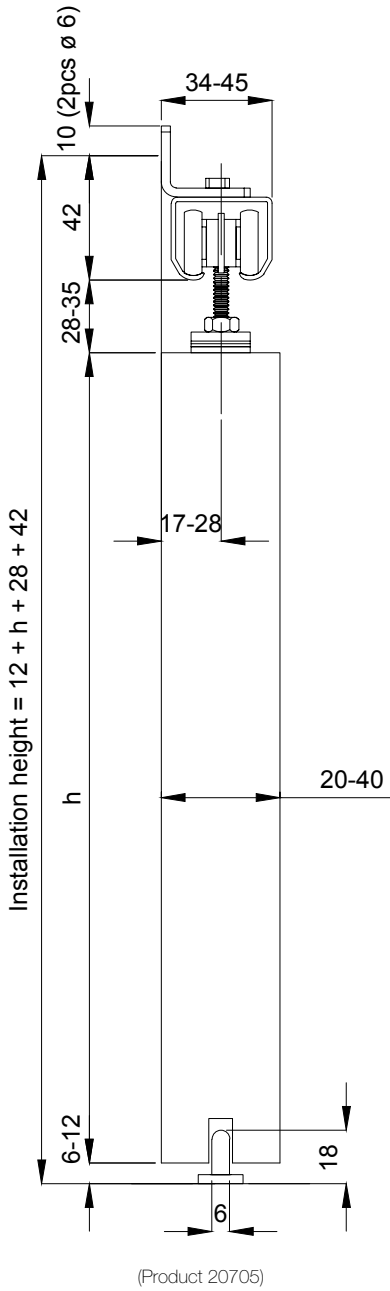
■ Apartments and commercial spaces

The 75 Junior fittings set is suitable for **light interior sliding doors**. The set is mainly used in simple door installations where no special features are needed. The quality 1.5 mm thick aluminium track gives the track a maximum weight capacity of 50 kg. Due to the track's size, it also fits into small spaces.



Datasheet

75 Junior



Specifications

Weight (max.capacity)	50 kg / door
Door thickness	20-40 mm
Bracket interval (max.)	500 mm



Hangers with nylon wheels.
Lubricated for life ball bearings.



Aluminium track



Zinc plated (min. 8 µm) steel parts. Tested in salt water spray chamber (240 h).

Fittings sets	Track length	Door width (max.)	Code
Fittings set with track 75 Junior	2000 mm	1000 mm	20705

The package components are presented separately on page 46.

75 FLOW

One series, many solutions

APPEARANCE


Leave the track visible

With the **LHP adjustable plate**, the distance between the door and the track can be adjusted to a minimum, allowing the appearance to continue in style from track to door, creating an almost seamless look for your sliding door. This feature is also perfect for ceiling-concealed track installation.



Hide the track

The **cover plate** hides the track system, so that only the door and the elegant cover plate remain visible. Cover plates are available in a straight and curved versions that cover the track system also from above. The cover plate is simply clicked into place without any need for screws.



Create your own style

When you want to create a sliding door just for your interior, for example, so that the cover plate fits with the door or wall design, a **facing board holder** can be used. With it, you can install your own cover plate (with a certain color or material) to hide the track.



FUNCTIONALITY

The **Soft Close** closes the door slowly and smoothly. This feature also brings safety and durability to the door use.

The **Soft Stop** stops the door lightly, damping it and catching it from the hanger, keeping the door closed or open.



Syncroduo allows two doors to move on one track so that the doors open simultaneously by moving only one door.





75 FLOW

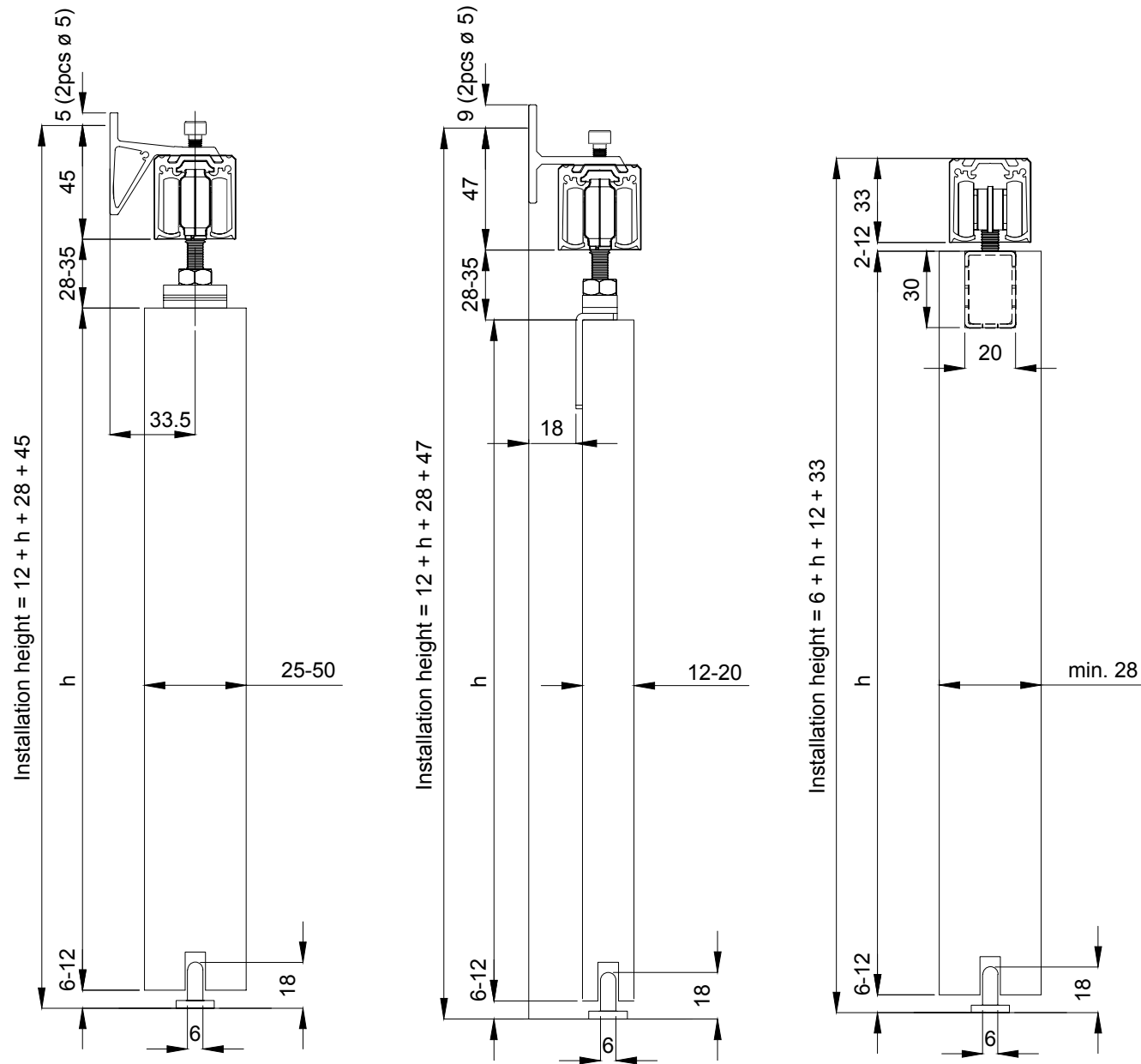
■ Apartments and commercial spaces

A stylish and versatile series for indoor use when you want to leave the track visible, embed it in the ceiling, for example, or make a cover plate on the track yourself. This set also includes additional mechanisms such as a Soft Close and Soft Stop. All these features add to the ease of installation and comfortable usage of the system. This set is used with wood, aluminium and composite doors.



Datasheet

75 Flow



(Products 20708 and 20709)

Specifications

Weight (max.capacity)	75-100 kg / door
Door thickness	12-60 mm
Bracket interval (max.)	500 mm
Door width (min.) when using 1 Soft Close	500 mm
Door width (min.) when using 2 Soft Close	750 mm

- Hangers with nylon or steel wheels. Lubricated for life ball bearings.
- Aluminium or anodized aluminium track
- Zinc plated (min. 8 µm) steel parts. Tested in salt water spray chamber (240 h).

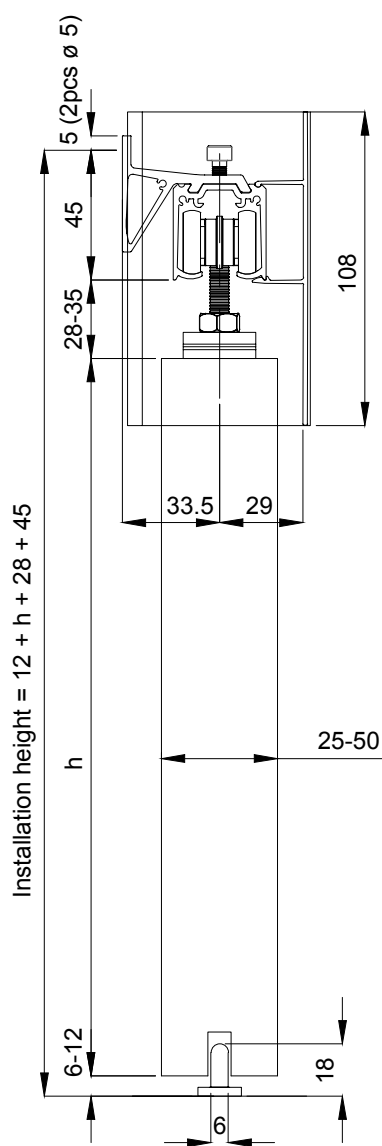
Fittings sets	Track length	Door width (max.)	Code
Fittings set with track 75 Flow	2100 mm 2400 mm	1050 mm 1200 mm	20709 20708

The package components are presented separately on page 46.

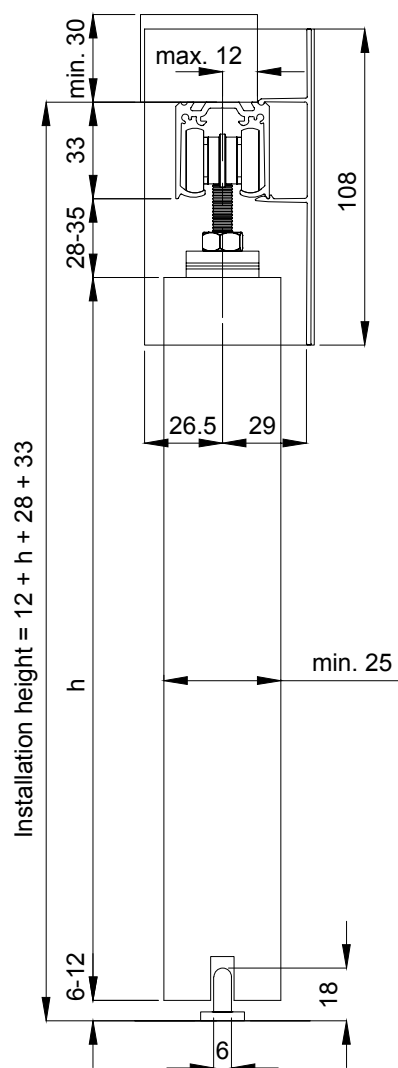


Datasheet

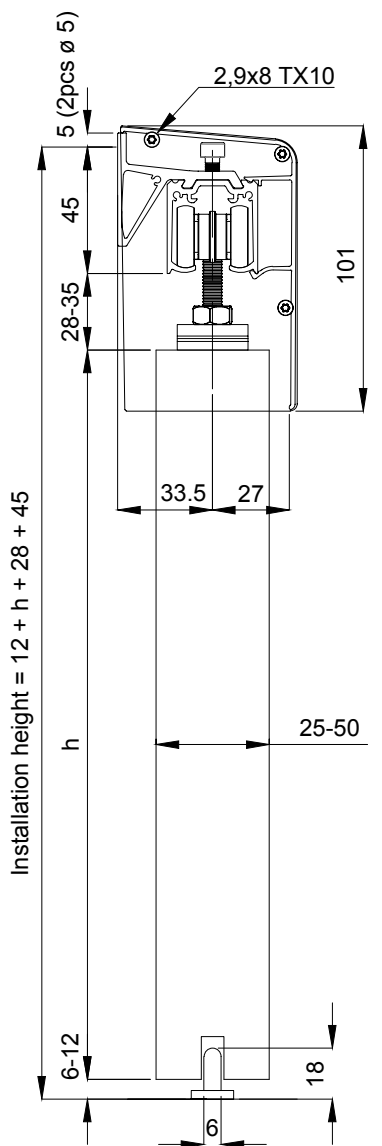
75 Flow



(Products 20620, 20621, 20622 and 20636)



(Products 20620, 20621, 20622 and 20636 with soffit fixing)



COVER PLATE SET 75 FLOW

■ Apartments and commercial spaces

Cover plate set 75 Flow is an ideal choice when you want a functionally complete system and track hidden with a ready-made cover plate to complete the look. The most typical uses for the series are **apartments, kindergartens, nursing homes, hospitals and offices**. A version with a Soft Close is also available in the fittings sets. Cover plates are available with straight or curved cover plates.



Specifications

Weight (max.capacity)	75-100 kg / door
Door thickness	12-50 mm
Bracket interval (max.)	500 mm
Door width (min.) when using 1 Soft Close	500 mm
Door width (min.) when using 2 Soft Close	750 mm

- Hangers with nylon or steel wheels. Lubricated for life ball bearings.
- Aluminium track and powder coated aluminium cover plate
- Zinc plated (min. 8 µm) steel parts. Tested in salt water spray chamber (240 h).

Fittings sets	Track length	Door width (max.)	Code
Cover plate set 75 Flow (RAL 9010)	2100 mm	1050 mm	20620
	2400 mm	1200 mm	20621
	3000 mm	1500 mm	20622
Cover plate set 75 Flow (RAL 9010) (Includes Soft Close)	2100 mm	1050 mm	20636

The package components are presented separately on page 46.



SLIDING GLASS SYSTEMS

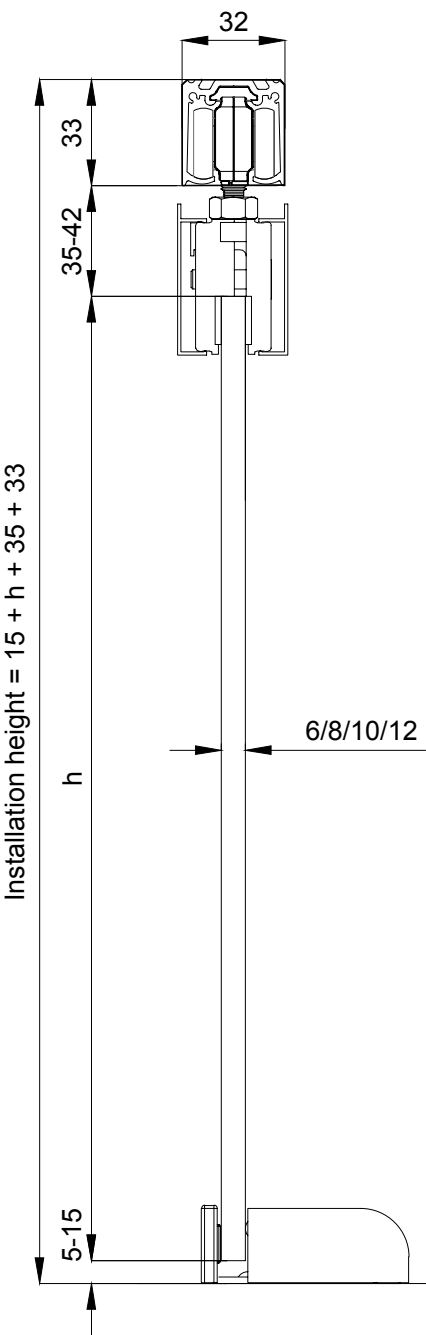
■ Apartments and commercial spaces

Helaform's glass door series are designed for a wide variety of glass door sizes for interior use. Helaform's tracks and components allow the designer to order the glass tailored to the individual needs of the doorway. No fixing holes are needed in the glass for doors up to 120 kg. Helaform's glass door components are suitable for public spaces such as **offices, hotels, shopping malls** and **airports** as well as **private housings**.



Datasheet

GLASS



Specifications

Weight (max.capacity)	100 kg
Glass thickness	6-12 mm



Hangers with nylon or steel wheels.
Lubricated for life ball bearings.



Aluminium or anodized aluminium track



Zinc plated (min. 8 µm) steel parts. Tested in
salt water spray chamber (240 h).



75 STEEL

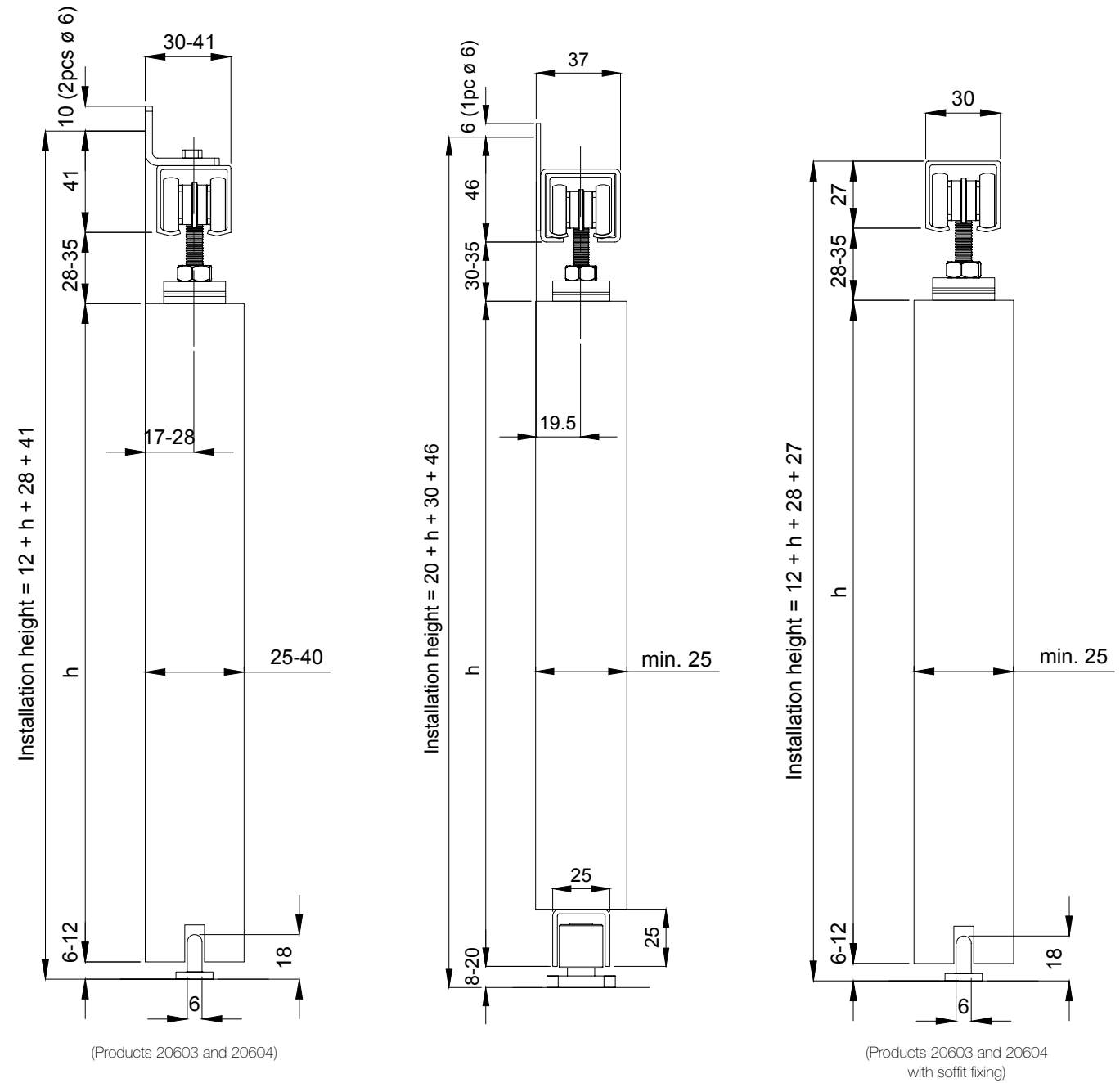
■ Apartments and commercial spaces

This series is suitable, for example, for sliding doors in yard and outdoor warehouses where a durable and simple sliding door system is required. The track can be fixed to the wall with brackets or directly from the track to the ceiling. With nylon hangers, it is also suitable for interior doors. Suitable for use with wood, metal and composite doors.






Datasheet

75 Steel

























Specifications




























Weight (max.capacity)	100 kg / door
Door thickness	12-40 mm
Bracket interval (max.)	500 - 1000 mm

-  Hangers with steel wheels. Lubricated for life ball bearings.
-  Hot-dipped galvanized steel track (min. 20 µm).
-  Zinc plated (min. 8 µm) steel parts. Tested in salt water spray chamber (240 h).

Fittings set	Track length	Door width (max.)	Code
Fittings set with track 775	2000 mm 2400 mm	1000 mm 1200 mm	20603 20604

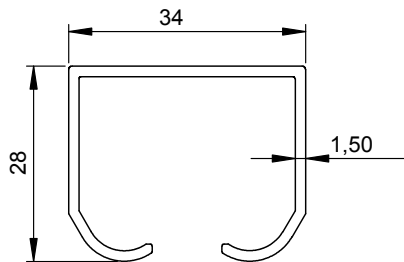
The package components are presented separately on page 47.

FITTINGS SETS		CODE
	Fittings set with track 75 Junior  1 x track K-75 Junior (Al)  2 x hanger PP-75/Junior  5 x wall bracket SK-75/steel/Junior  2 x stop KP-75  1 x bottom guide AO-75 Holes are pre-drilled in the track for also soffit fixing. The screws are included in the package.	2 m track (Al) 20705
	Fittings set with track 75 Flow  1 x track K-75 Flow (Al)  1 x hanger MP-75/nylon  2 x plate PLP-75  5 x wall bracket SKX-75/Flow  1 x Soft Close OH-75/Flow (75kg)  1 x Soft Stop SS-75  1 x bottom guide AO-75  1 x end cap PLH-75/Flow (pair) Holes are pre-drilled in the track for also soffit fixing. The screws are included in the package.	2,1 m track (Al) 20709 2,4 m track (Al) 20708
	Cover plate set 75 Flow  1 x track K-75 Flow  2 x hanger PP-75/nylon  5 (7)* x wall bracket SKX-75/Flow  2 x stop KP-75  1 x bottom guide AO-75  1 x cover plate  1 x end cap (pair) *Cover plate set 75 Flow with 3 m track includes 7 wall brackets. Also available with grey cover plate. Ask offer from our sales. (Curved cover plate available separately)	2,1 m track (Al) 20620 2,4 m track (Al) 20621 3 m track (Al) 20622 2,1 m track (Al) 20626 2,4 m track (Al) 20627 3 m track (Al) 20628

FITTINGS SETS		CODE
	Cover plate set 75 Flow SC (Includes Soft close)  1 x track K-75 Flow  1 x hanger MP-75/nylon  2 x plate PLP-75  5 x wall bracket SKX-75/Flow  1 x stop KP-75  1 x bottom guide AO-75  1 x cover plate  1 x end cap (pair)  1 x Soft Close OH-75/Flow /75kg)	2,1 m track (Al) 20636 2,4 m track (Al) 20637 3 m track (Al) 20638
	Fittings set with track 755  1 x track K-75  2 x hanger PP-75/nylon  5 x wall bracket SK-75/steel/Junior  2 x stop KP-75/100  1 x bottom guide AO-75 Holes are pre-drilled in the track for also soffit fixing. The screws are included in the package.	2 m track (Fe) 20603 2,4 m track (Fe) 20604
	Fittings set 765  2 x hanger PP-75/nylon  2 x stop KP-75  1 x bottom guide AO-75	no track included 20603
	Assembly set 765  2 x hanger MP-75/nylon  2 x stop KP-75  1 x bottom guide AO-75	no track included 20509
	Assembly set 775 (With adjustable low headroom plate)  2 x hanger MP-75/nylon  2 x stop KP-75  1 x bottom guide AO-75  2 x low headroom plate LHP-75	no track included 20508

ALUMINIUM TRACKS

CODE



*Also available with anodized aluminium track for projects. Ask more for our sales.

K-75 Junior 2 m (Al)

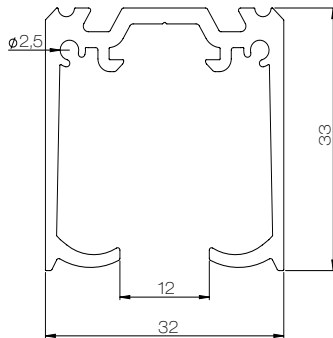
20017

K-75 Junior 2,4 m (Al)

20019

K-75 Junior 3 m (Al)

20020



*Also available with anodized aluminium track for projects. Ask more for our sales.

K-75 Flow 2,1 m (Al)

20201

K-75 Flow 2,4 m (Al)

20205

K-75 Flow 3 m (Al)

20203

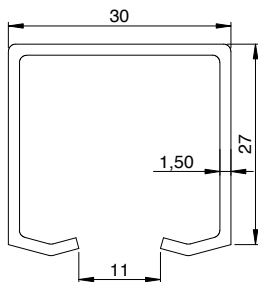
K-75 Flow 4 m (Al)

20204

K-75 Flow 6 m (Al)

20206

GALVANIZED STEEL TRACKS (recommended for outdoor use)



K-75 2 m

20001

K-75 2,4 m

20010

K-75 3 m

20003

K-75 4 m

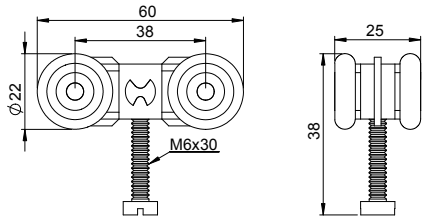
20004

K-75 6 m

20006

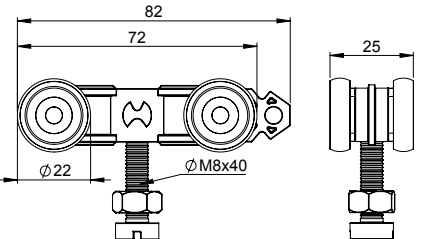
HANGERS

CODE



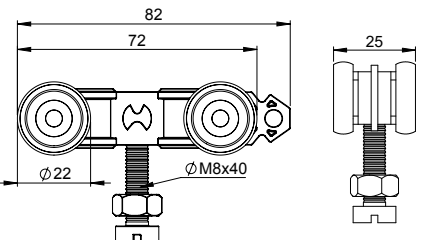
MP-75/Junior
Nylon.
For track K-75 Junior.
(Capacity 50 kg / pair)

20035



MP-75/nylon
For tracks K-75 and K-75 Flow.
(Capacity 100 kg / pair)

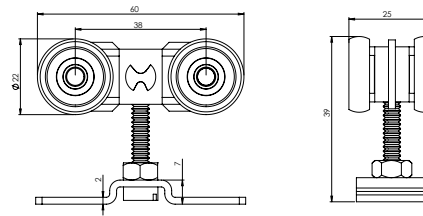
20040



MP-75/steel
For tracks K-75.
(Capacity 100 kg / pair)

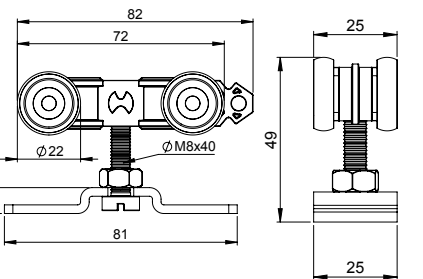
20042

HANGERS WITH FIXING PLATES



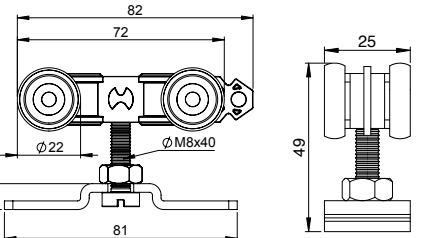
PP-75/Junior
Nylon.
For track K-75 Junior.
(Capacity 50 kg / pair)
(Door width min. 20 mm)

20036




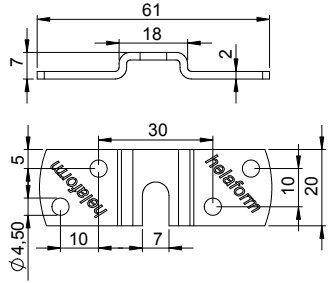

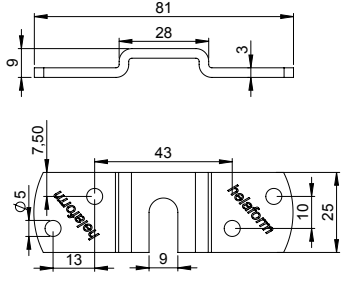

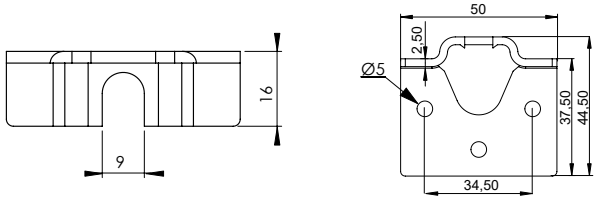

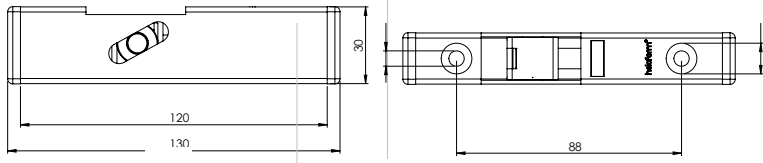
PP-75/nylon
For tracks K-75 and K-75 Flow.
(Capacity 100 kg / pair)
(Door width min. 25 mm)


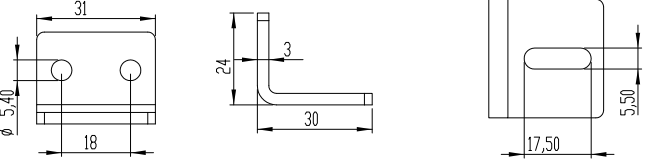
20041


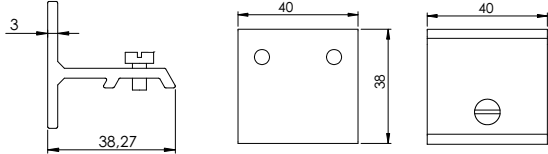

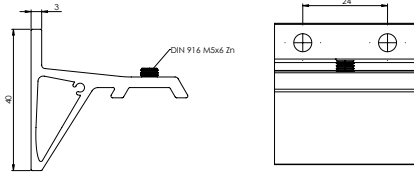

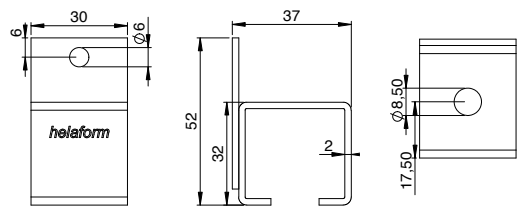

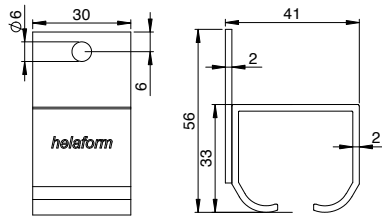

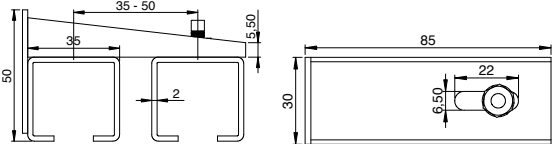



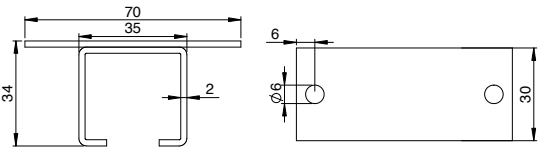
PP-75/steel
For tracks K-75.
(Capacity 100 kg / pair)
(Door width min. 25 mm)


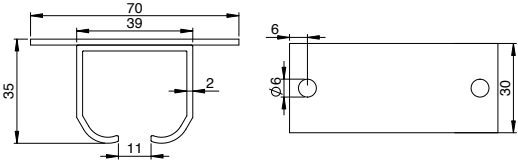

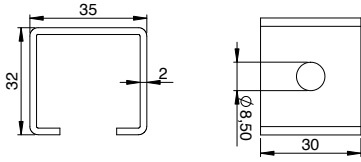

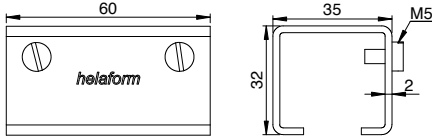

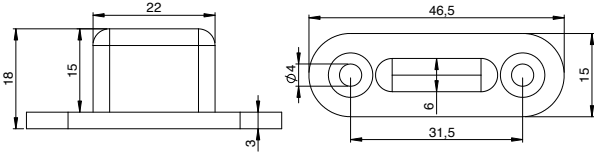

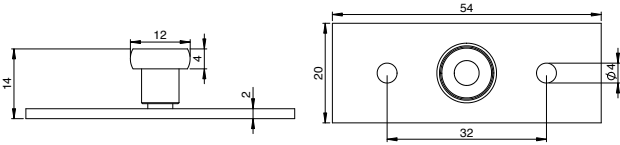

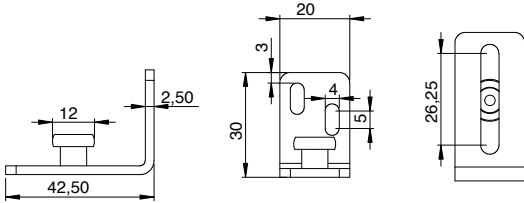

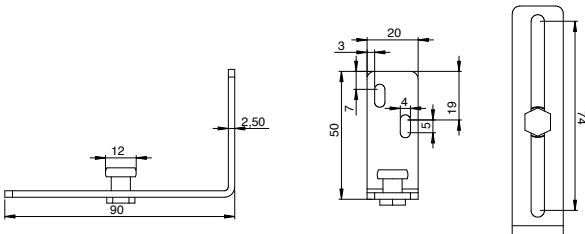
20043


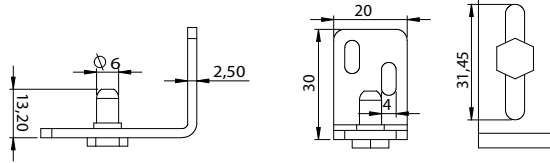

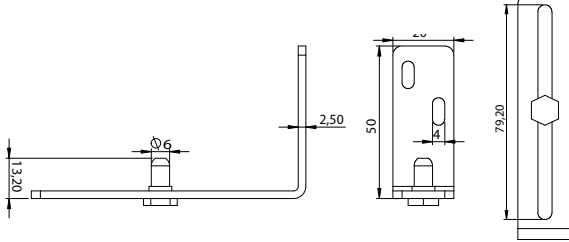

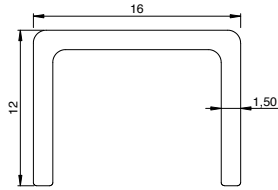

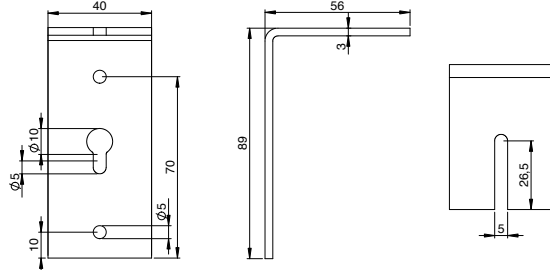

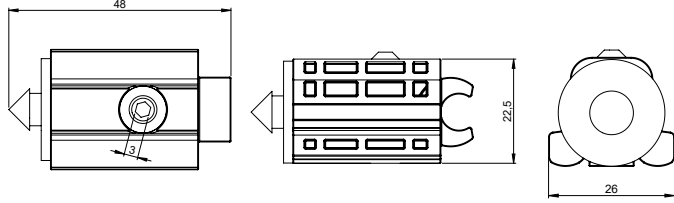

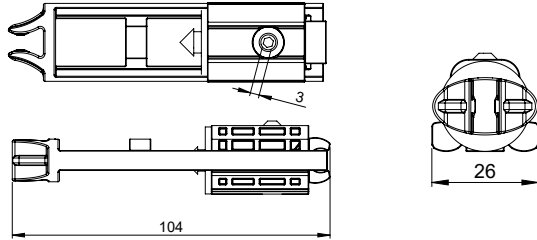

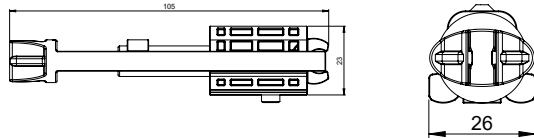
FIXING PLATES		CODE
 	PLP-75/Junior Top fixing. For timber door. For hanger MP-75/Junior (Door thickness min. 20 mm)	20101
 	PLP-75 Top fixing. For timber door. For hanger MP-75. (Door thickness min. 25 mm)	20100
 	PLS-75 Side fixing. For timber door. For hanger MP-75. (Door thickness min. 12 mm) (Capacity 100 kg / pair)	20105
 	Low headroom plate LHP-75 For timber door. For hanger MP-75. (Door thickness min. 26 mm) (Capacity 100 kg / pair)	20103


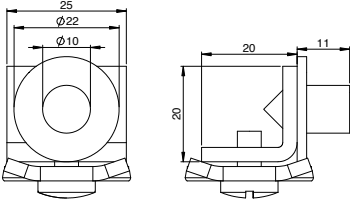

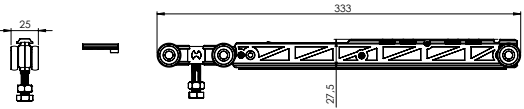

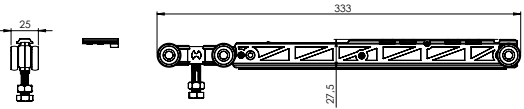

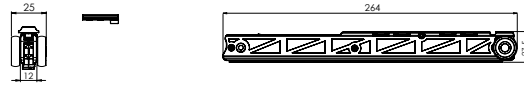

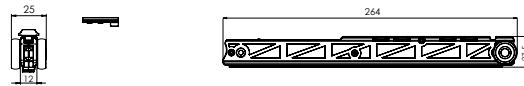

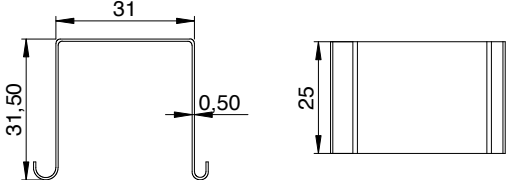

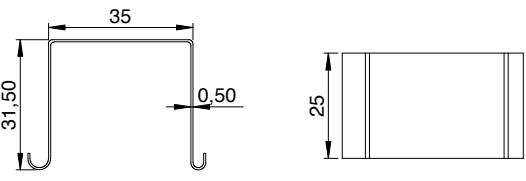

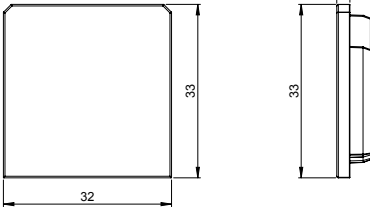
WALL BRACKETS		CODE
 	SK-75/steel/Junior For tracks K-75 and K-75 Junior. (Door thickness max. 40 mm) (Bracket interval 500 mm)	20070

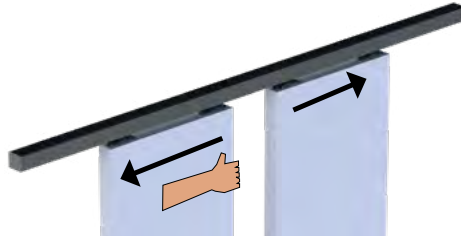



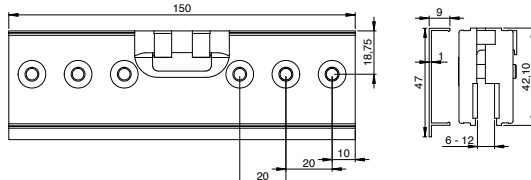

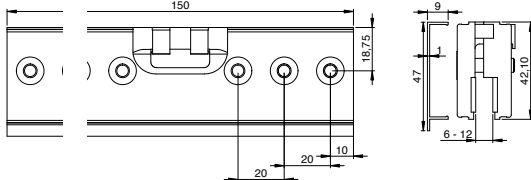

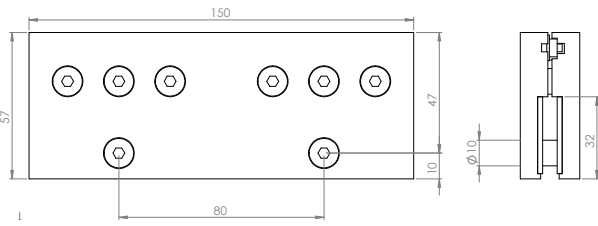

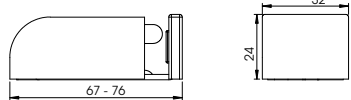
WALL BRACKETS		CODE
 	SK-75/Flow For track K-75 Flow. (Door thickness max. 50 mm)	20075
 	SKX-75/Flow For track K-75 Flow. (Door thickness max. 60 mm)	20076-1
 	SKU-75/steel For track K-75. (Door thickness max. 30 mm)	20071
 	SKU-75/Junior For track K-75 Junior. (Door thickness max. 35 mm)	20072
 	SK/2-75/steel For double track. For track K-75. (Door thickness max. 35 mm)	20073

SOFFIT BRACKETS		CODE
 	KKK-75/steel For track K-75.	20080

SOFFIT BRACKETS			CODE
		KKK-75/Junior For track K-75 Junior.	20081
		KK-75/steel For track K-75.	20082
TRACK JOINT			
		LKU-75/steel For tracks K-75 and K-75 Junior.	20090
BOTTOM GUIDES			
		A0-75 HD-polyethylene. Floor fixing. (ø 6 mm) (Capacity 100 kg)	20300
		AOL-10 Nylon. Floor fixing. (ø 12 mm)	50319
		A0-10/L Short. Nylon. Wall fixing. (ø 12 mm)	20301
		A0-10/P Long. Nylon. Wall fixing. (ø 12 mm)	20302

BOTTOM GUIDES			CODE
		A0-6/L Short. Steel. Wall fixing. (ø 6 mm)	20303
		A0-6/P Long. Steel. Wall fixing. (ø 6 mm)	20304
		AOK-10 2m (Al) Bottom guide channel. Usually attach to the bottom of the door.	50309
ACCESSORIES			
		Facing board holder OLP-75 Used for fixing cover board. For tracks K-75, K-75 Junior, K-75 Flow, K-100 and K-150.	20109
		Stop KP-75 Stops the hanger inside of the track. For tracks K-75, K-75 Flow and K-75 Junior.	20106
		Clip Stop CS-75 Stops and keeps the door closed or open. For hangers MP-75 and PP-75.	20118
		Soft Stop SS-75 Damp door movement before stopping and keeps the door closed or open. For hangers MP-75 and PP-75.	20119

ACCESSORIES			CODE
		Stop KP-75/100 Stops the hanger inside the track. For tracks K-75 and K-100.	20110
		Soft Close OH-75/Flow (75 kg) 75 kg weight capacity. Closes the door smooth and softly. For track K-75 Flow.	20113
		Soft Close OH-75/Flow (100 kg) 100 kg weight capacity. Closes the door smooth and softly. For track K-75 Flow.	20217
		Soft Close body OHR-75/Flow (75 kg) 75 kg weight capacity. Closes the door smooth and softly. Without hanger. For track K-75 Flow and hanger MP-75.	20215
		Soft Close body OHR-75/Flow (100 kg) 100 kg weight capacity. Closes the door smooth and softly. Without hanger. For track K-75 Flow and hanger MP-75.	20216
		End clip PK-75/steel Prevents lateral movement of the track. For track K-75.	20120
		End clip PK-75 Junior/100 Prevents lateral movement of the track. For tracks K-75 Junior and K-100.	20121
		End cap PLH-75/Flow Grey. Pair. For track K-75 Flow.	20285
		End cap PLM-75/Flow Black. Pair. For track K-75 Flow.	20285

ACCESSORIES		CODE	
	Syncro duo SD-75 For two doors. For simultaneous opening. For track K-75 and K-75 Flow.	20114	
	Syncro quattro SQ-75 For four doors. For simultaneous opening. For track K-75.	20115	
	Cover plate (straight) + end caps 2,1m. For track K-75 Flow	20250	
	Cover plate (straight) + end caps 2,4m. For track K-75 Flow	20251	
	Cover plate (straight) + end caps 3m. For track K-75 Flow	20252	
	Cover plate (curved) + end caps 2,1m. For track K-75 Flow	20150	
	Cover plate (curved) + end caps 2,4m. For track K-75 Flow	20151	
	Cover plate (curved) + end caps 3m. For track K-75 Flow	20152	
GLASS DOOR ACCESSORIES			
		Glass clamp LP-75/100/A Suitable for glass thicknesses of 6, 8, 10 and 12 mm. For hangers MP-75 and LOP-100. Incl. anodized cover plate, natural. Does not require drilling. (Capacity 120 kg / pair)	60104
		Glass clamp LP-75/100/R Suitable for glass thicknesses of 6, 8, 10 and 12 mm. For hangers MP-75 and LOP-100. Incl. anodized cover plate, light brown. Does not require drilling. (Capacity 120 kg / pair)	60105
		Glass clamp LP-150 With safety pins. Suitable for glass thicknesses of 10 and 12 mm. For hangers MPS-100, MP-150 and MPS-150. (Capacity 200 kg / pair) NOTE! Only suitable only for series 100 and 150.	60103
		Bottom guide LAO-75/100/150 For glass door. Floor fixing. Adjustable 6 - 25 mm.	60102