



# SERIES 300/500

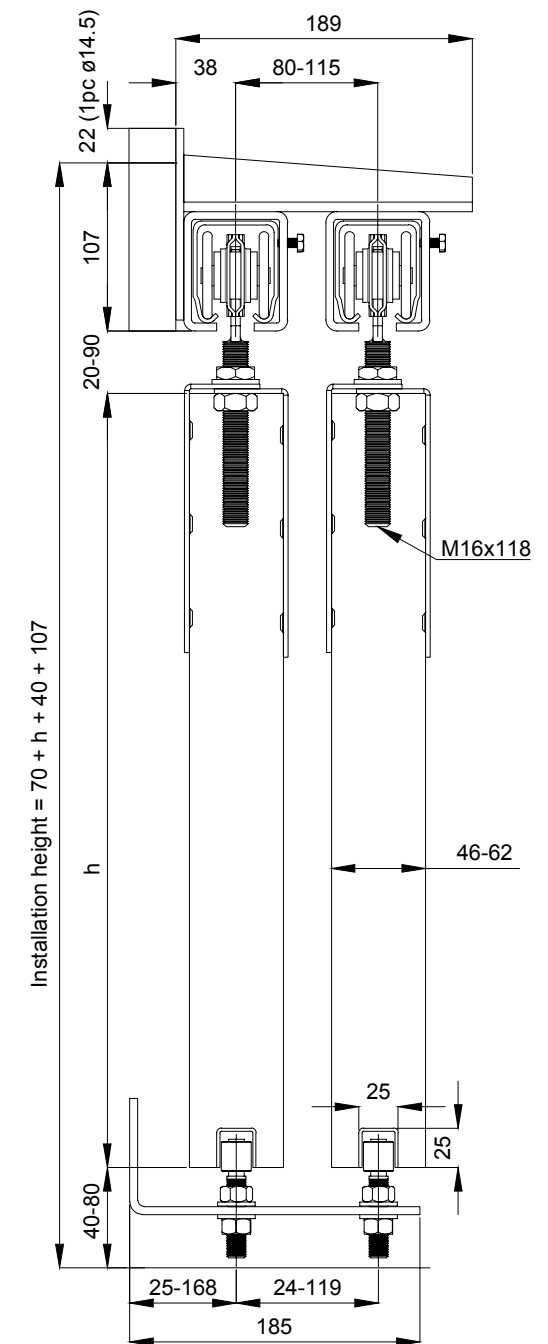
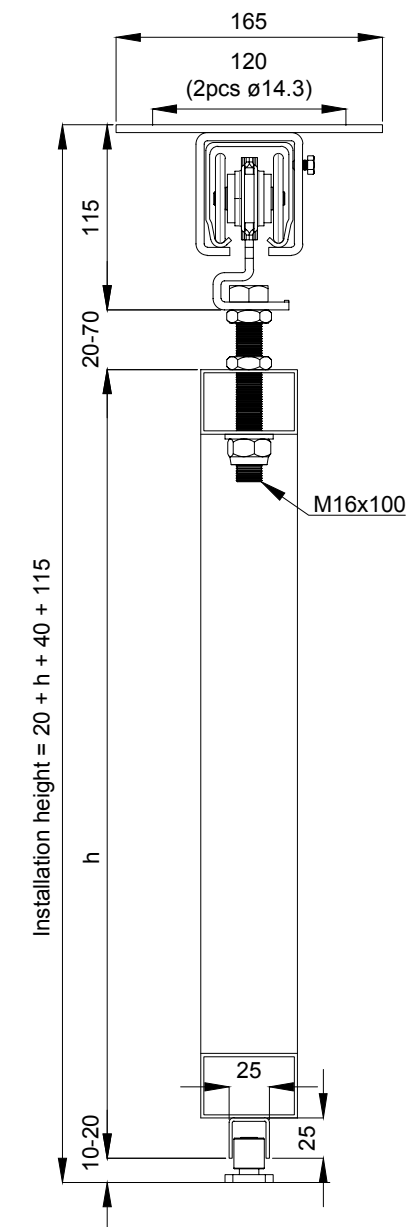
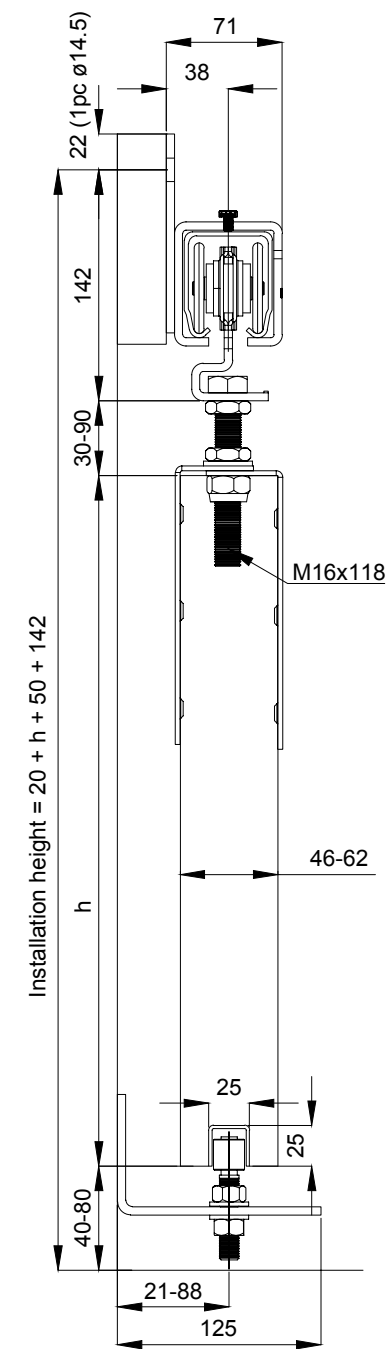
Industry and agriculture

Series 300/500 is a durable and versatile system for heavy-duty industrial and logistic centre sliding doors and applications. This series is typically used in **industrial buildings** and **storage complexes**, as well as in interior solutions such as **fire doors**. These products can also be used in sliding door applications such as **conveyor systems** and **art-museum storage solutions**. The track determines the maximum weight capacity per door, so by changing the track you can easily increase the loading capacity, track K-300 is up to 300 kg and track K-500 is up to 500 kg (up to 1,200 kg with MPT-600 hanger).



## Datasheet

300-500



## Specifications

	300-series	500-series	500-series*
Weight (max.)	300 kg /door	500 kg /door	1200 kg /door
Bracket interval (max.)	1000 mm	1000 mm	500 mm

\* Use hanger MPT-600 to achieve 1200 kg max. weight capacity.



Hangers with steel wheels. Lubricated for life bearings.



Hot dipped galvanized steel track (min. 20 µm).


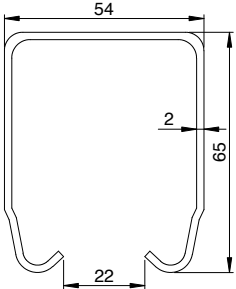

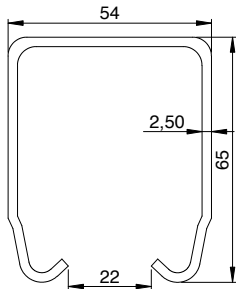



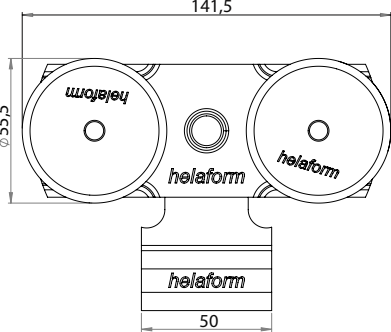
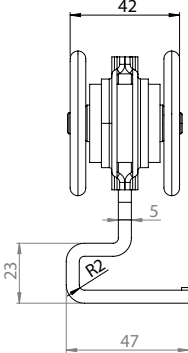

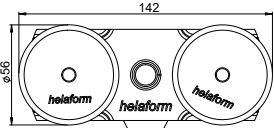
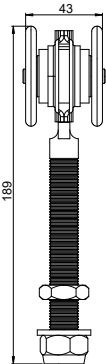
Zinc plated (min. 8 µm) steel parts. Tested in salt water spray chamber (240 h).

Note! The track determines the load capacity of the system per door, ie by changing the track you can easily increase the weight capacity of the system.


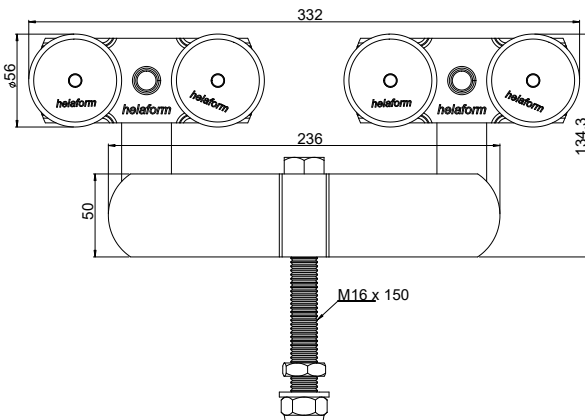

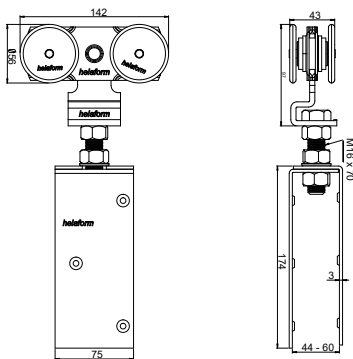

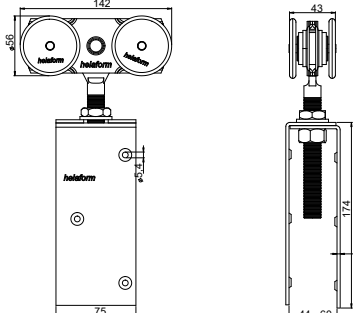

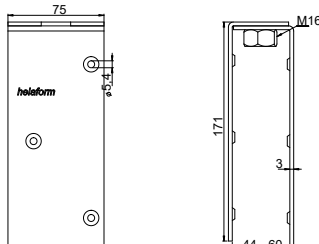


# SERIES 300-500

GALVANIZED STEEL TRACKS		CODE	
 	K-300 2 m	50012	
	K-300 3 m	50013	
	K-300 4 m	50014	
	K-300 5 m	50015	
	K-300 6 m	50016	
 	K-500 2 m	50022	
	K-500 3 m	50023	
	K-500 4 m	50024	
	K-500 5 m	50025	
	K-500 6 m	50026	

HANGERS			
  	MPS-300/500/steel For tracks K-300 and K-500. (Capacity 300 kg / pair or 500 kg / pair)	50040	
	MPS-300/500/nylon For tracks K-300 and K-500. (Capacity 300 kg / pair or 500 kg / pair)	50058	
	MPS-300/500H/steel Heat resistance 300°C. For tracks K-300 and K-500. (Capacity 300 kg / pair or 500 kg / pair)	50054	
  	MP-300/500/steel For tracks K-300 and K-500. (Capacity 300 kg / pair or 500 kg / pair)	50044	
	MP-300/500/steel/200 mm For tracks K-300 and K-500. (Capacity 300 kg / pair or 500 kg / pair)	50050	
	MP-300/500/nylon For tracks K-300 and K-500. (Capacity 300 kg / pair or 500 kg / pair)	50057	


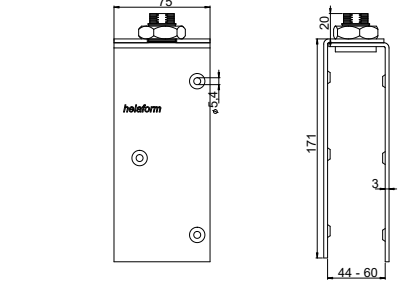

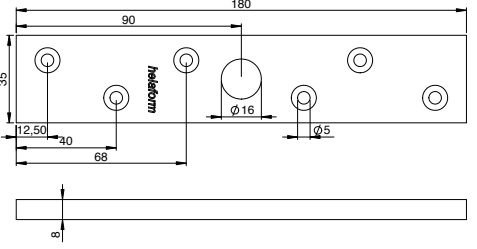

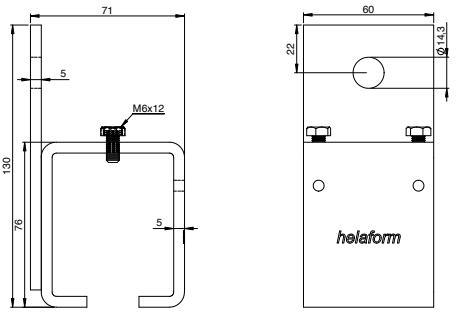

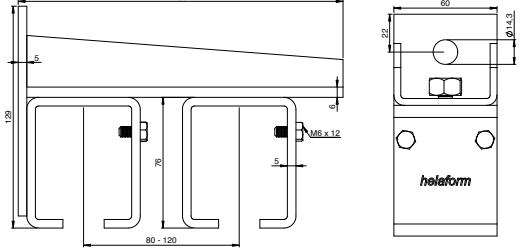

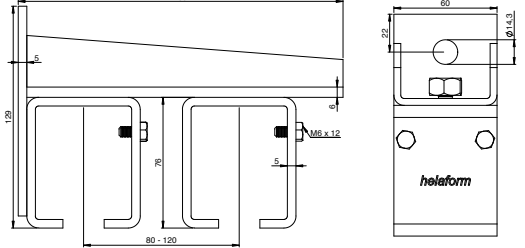

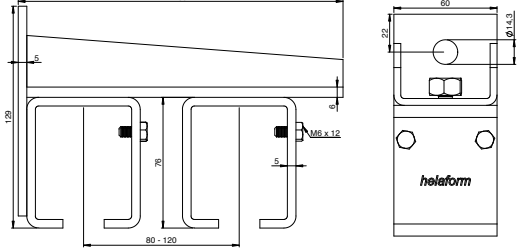
# SERIES 300-500

HANGERS		CODE	
		MPT-600/steel For track K-500. (Capacity 1200 kg / pair)	50055
HANGERS WITH FIXING PLATES			
		PPS-300/500/steel For tracks K-300 and K-500. (Capacity 300 kg / pair or 500 kg / pair) (Door thickness 44-60 mm)	50041
		PP-300/500/steel For tracks K-300 and K-500. (Capacity 300 kg / pair or 500 kg / pair) (Door thickness 44-60 mm)	50045
FIXING PLATES			
		PLS-300/500 Side fixing. For timber door. For hangers MPS-300/500 and MP-300/500. (Door thickness 44-60 mm)	50100




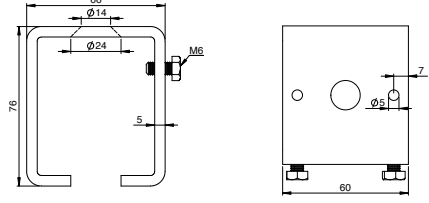

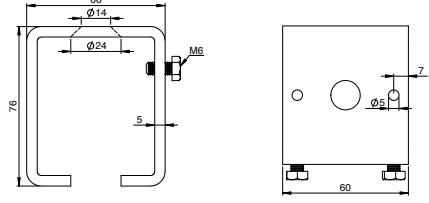

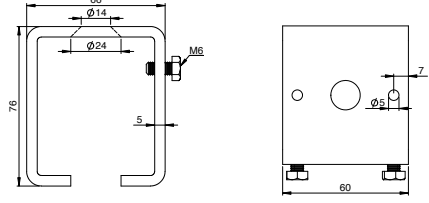

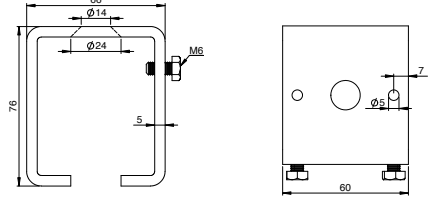

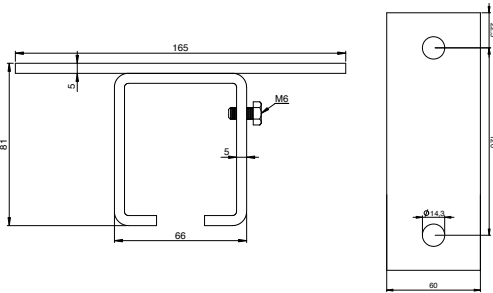

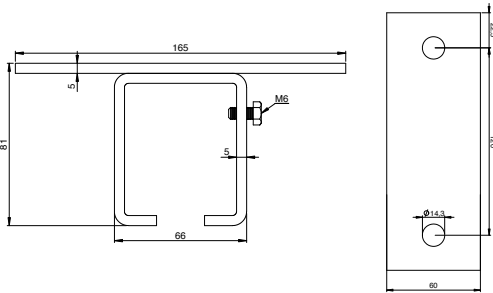

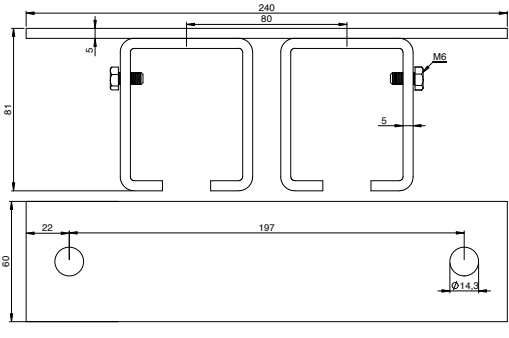

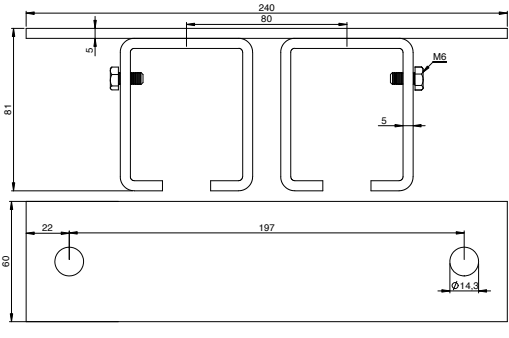


SERIES 300-500


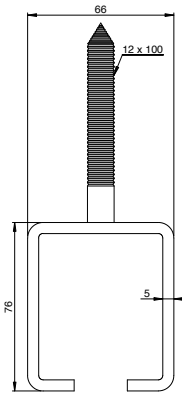
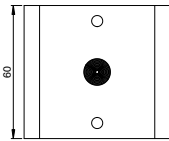

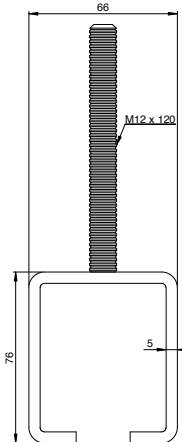
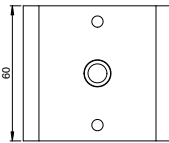

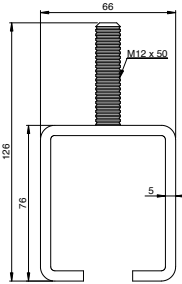
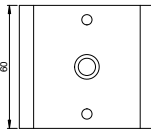
FIXING PLATES		CODE
 	<p><b>PLS-300/500/E</b> Side fixing. Adjustable For timber door. For hanger MP-300/500 and MPS-300/500 (Door thickness 44-60 mm)</p>	50101
 	<p><b>PLP-300/500, M16</b> Top fixing. For timber door. For hangers MPS-300/500 and MP-300/500. (Door thickness min 35 mm)</p>	50102
WALL BRACKETS		
 	<p><b>SK-300/500</b> For tracks K-300 and K-500. <i>Note! Without joint screws.</i> (Door thickness max. 70 mm)</p>	50070
 	<p><b>SKL-300/500</b> Joint bracket. For tracks K-300 and K-500. (Door thickness max. 70 mm)</p>	50071
 	<p><b>SK/2-300/500</b> For double track. For tracks K-300 and K-500. <i>Note! Without joint screws.</i> (Door thickness max. 70 mm)</p>	50074
 	<p><b>SKL/2-300/500</b> Joint bracket. For double track. For tracks K-300 and K-500. (Door thickness max. 70 mm)</p>	50075


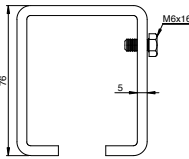
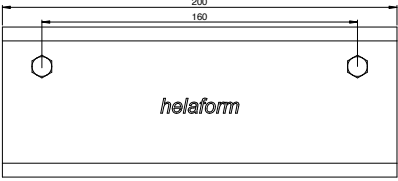

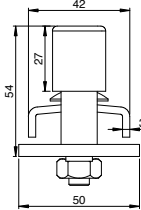
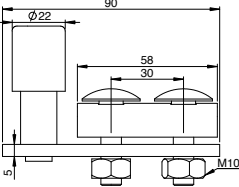

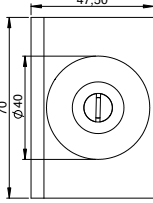
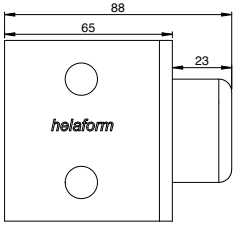

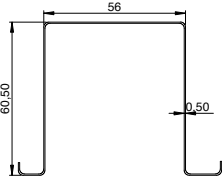

SERIES 300-500



SOFFIT BRACKETS		CODE
 	<p><b>KK-300/500</b> For tracks K-300 and K-500. <i>Note! Without joint screws.</i></p>	50080
 	<p><b>KK-300/500, for welding</b> For tracks K-300 and K-500. <i>Note! Without joint screws.</i></p>	50082
 	<p><b>KKL-300/500</b> Joint bracket. For tracks K-300 and K-500.</p>	50081
 	<p><b>KKL-300/500, for welding</b> Joint bracket. For tracks K-300 and K-500.</p>	50083
 	<p><b>KKK-300/500</b> For tracks K-300 and K-500. <i>Note! Without joint screws.</i></p>	50084
 	<p><b>KKKL-300/500</b> Joint bracket. For tracks K-300 and K-500.</p>	50085
 	<p><b>KKK/2-300/500</b> For double track. For tracks K-300 and K-500. <i>Note! Without joint screws.</i> (Door thickness max. 70 mm)</p>	50086
 	<p><b>KKKL/2-300/500</b> Joint bracket. For double track. For tracks K-300 and K-500. (Door thickness max. 70 mm)</p>	50087



SOFFIT BRACKETS			CODE	
			<b>KK-300/500/12 x 100</b> With timber screw. For tracks K-300 and K-500. <i>Note! Without joint screws.</i>	50088
			<b>KKL-300/500/12 x 100</b> Joint bracket. With timber screw. For tracks K-300 and K-500.	50089
			<b>KK-300/500/M12 x 120</b> With bolt. For tracks K-300 and K-500. <i>Note! Without joint screws.</i>	50090
			<b>KKL-300/500/M12 x 120, for welding</b> Joint bracket. With bolt. For tracks K-300 and K-500.	50098
			<b>KKL-300/500/M12 x 120</b> Joint bracket. With bolt. For tracks K-300 and K-500.	50091
			<b>KK-300/500/M12 x 50</b> With bolt. For tracks K-300 and K-500. <i>Note! Without joint screws.</i>	50099
			<b>KKL-300/500/M12 x 50</b> Joint bracket. With bolt. For tracks K-300 and K-500.	50103

TRACK JOINTS		CODE
  	<b>LKU-300/500/200 mm</b> For tracks K-300 and K-500.	50092
	<b>LKU-300/500/200 mm, for welding</b> For tracks K-300 and K-500.	50104
ACCESSORIES		
  	<b>Stop KP-300/500</b> Stops the hanger inside the track. For tracks K-300 and K-500.	50110
  	<b>Stop P</b> Wall stop. Stops the door. For tracks K-150, K-300, K-500 and K-2000.	50111
  	<b>End clip PK-300/500</b> Prevents lateral movement of the track. For tracks K-300 and K-500.	50120

BOTTOM GUIDE OPTIONS ARE PRESENTED ON PAGE 98.

NOTE! Bottom guides must be used with door installations.