



## > SERIES **RETRÖ**

 Apartments and commercial spaces


The Retrö sliding door system, combined with your stylish door, creates a focal point and adds to the look of your home. This system is a complete kit, available in two sizes: 2 and 2.4 meters. It is also possible to extend the track with a track joint, so even a larger doorway can be covered with this design package. In addition, the two doors can move in parallel with the use of double tracks and double wall brackets. The package also includes Soft close for added comfort and safety.

**Suitable door weight:**  
max. 80 kg (150 kg) / door

**Suitable door thickness:**  
35-45 mm



### FITTINGS SETS



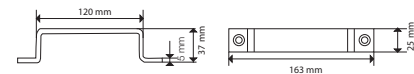
**Fittings set with track Retrö 2 m**  
**For one door**  
(Door wight max. 1000 mm)  
(Door thickness max. 45 mm)

11700

**Fittings set with track Retrö 2,4 m**  
**For one door**  
(Door wight max. 1s00 mm)  
(Door thickness max. 45 mm)

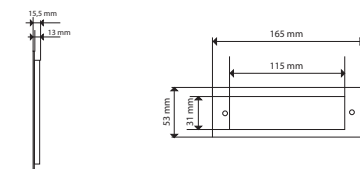
11701

### ACCESSORIES



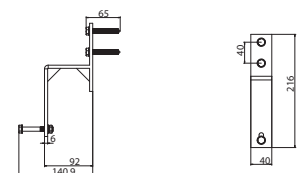
**Handle LVM-150/Retrö, black**  
Fixing on the door surface.  
(Material: Metal, powder-coated )

11720



**Flush handle UVM-150/Retrö, black**  
Fixing in the door.  
(Material: Metal, powder-coated )

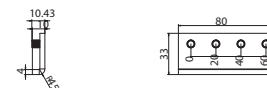
11721



**Double wall bracket SKL/2-150/Retrö, joint**  
Allows parallel movement of two doors in the opening.

11775

Double wall brackets are needed as much as wall brackets.



**Track joint LKU-150/Retrö**  
Allows seamless connection and extension of sliding tracks.

11790